
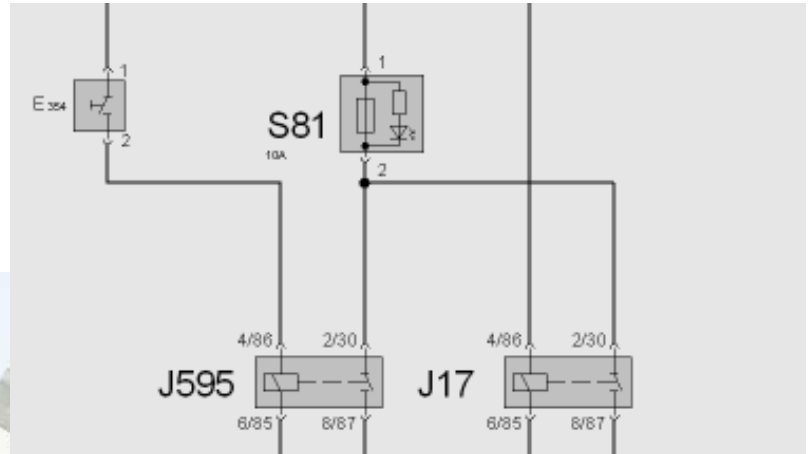
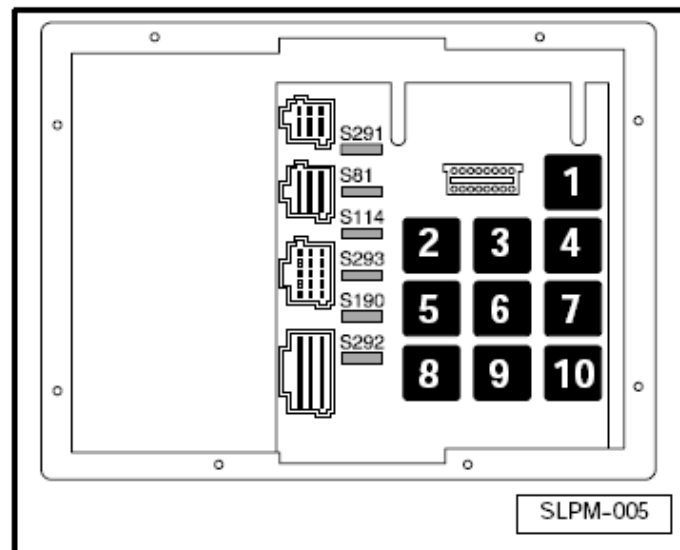




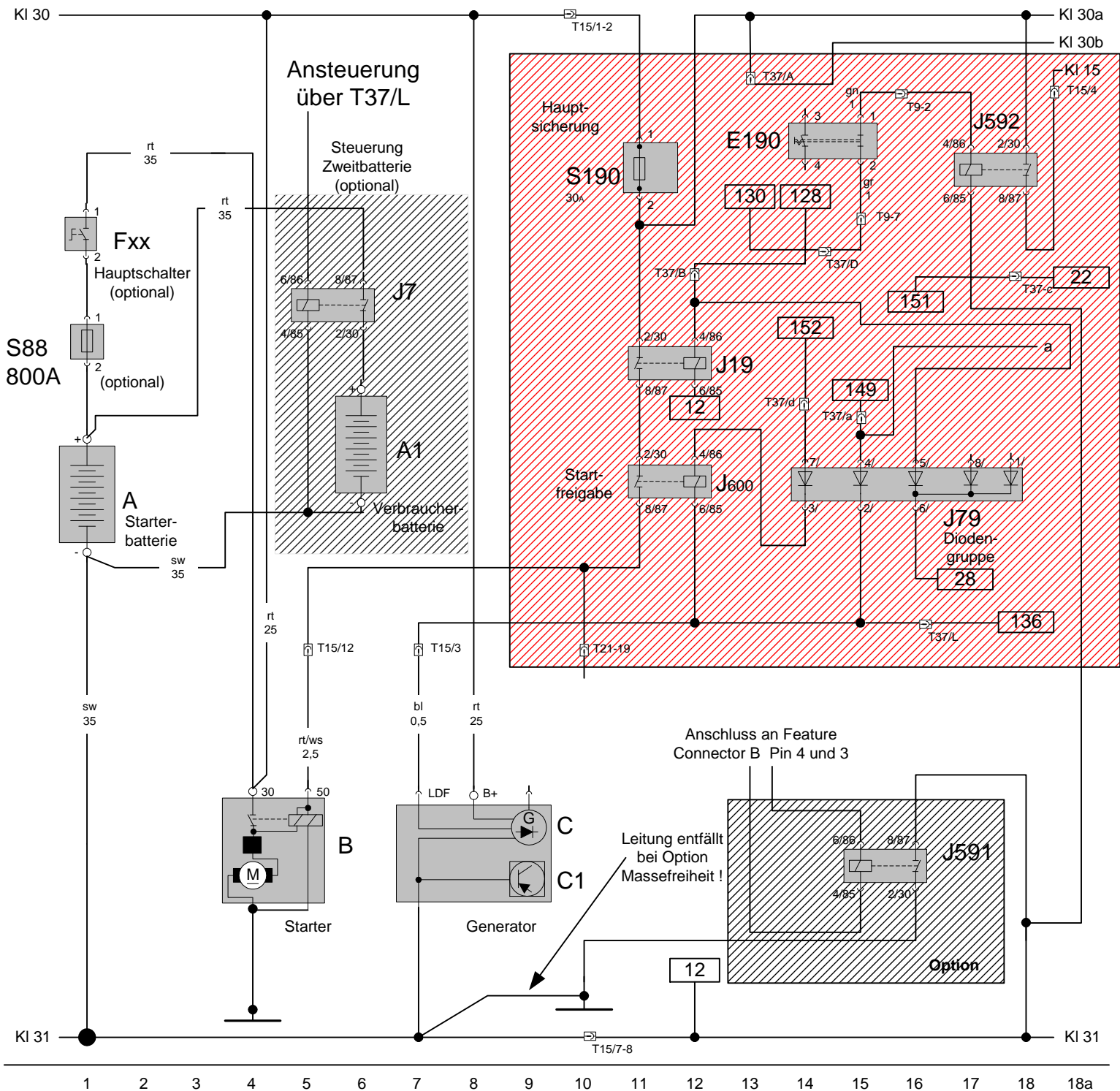
## Bootsmotoren von Volkswagen Marine



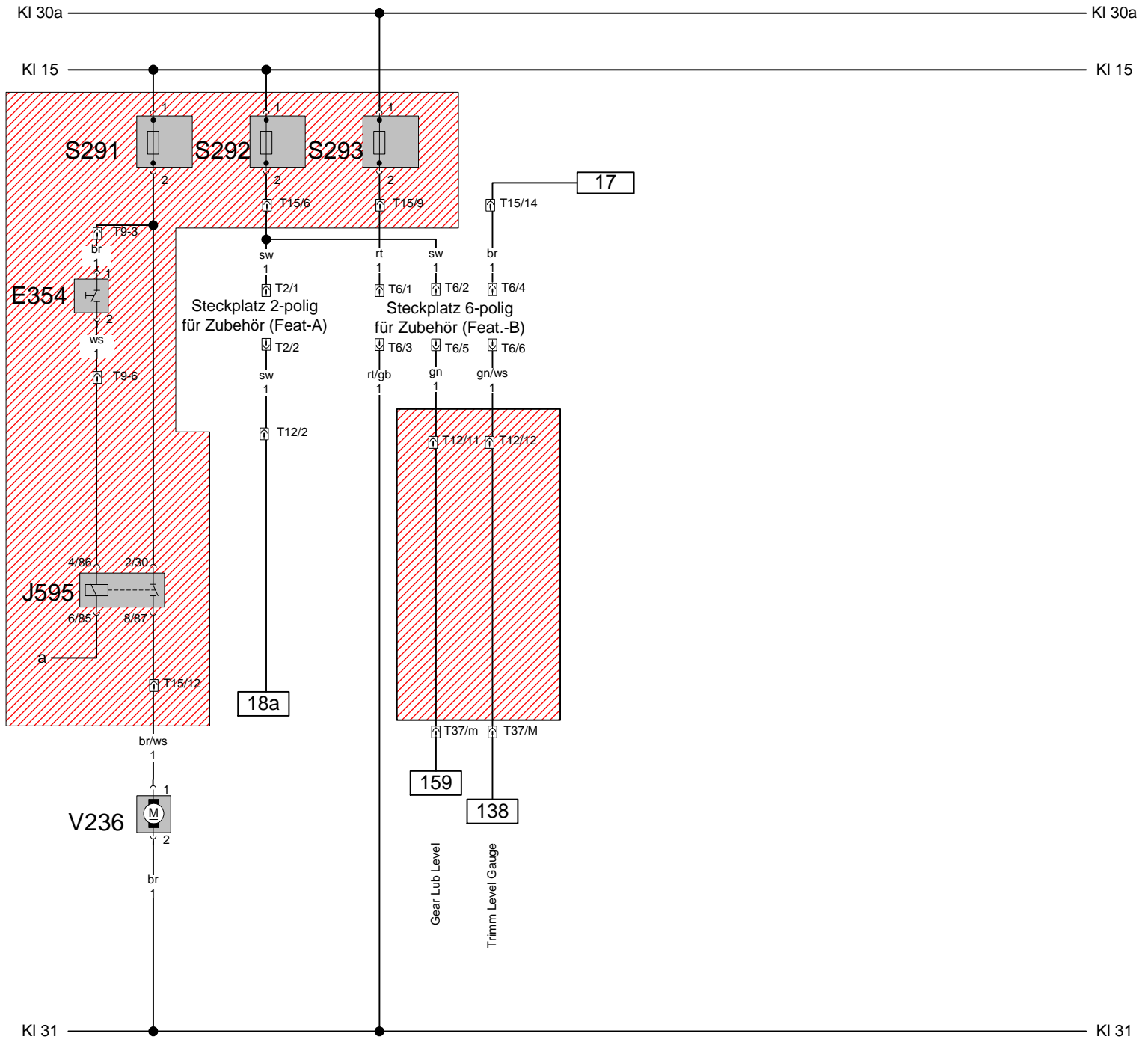


### Relaisplätze der Zentralelektrik, am Motor:

- 1 - Kraftstoffpumpenrelais - J17 (nicht belegt)
- 2 - Relais für Ölabsaugpumpe - J595 (53)
- 3 - Starthilfsrelais - J600 (53)
- 4 - Relais für Motorstopp - J594 (135)
- 5 - Relais für Spannungsversorgung der Kl. 30 - J317 (219)
- 6 - Relais für Kl. 15 - J592 (53)
- 7 - Startrelais - J19 (53)
- 8 - Diodengruppe - J79 (421)
- 9 - Relais für Akustikalarm - J598 (417)
- 10 - Relais für Wasserabscheider - J597 (423)



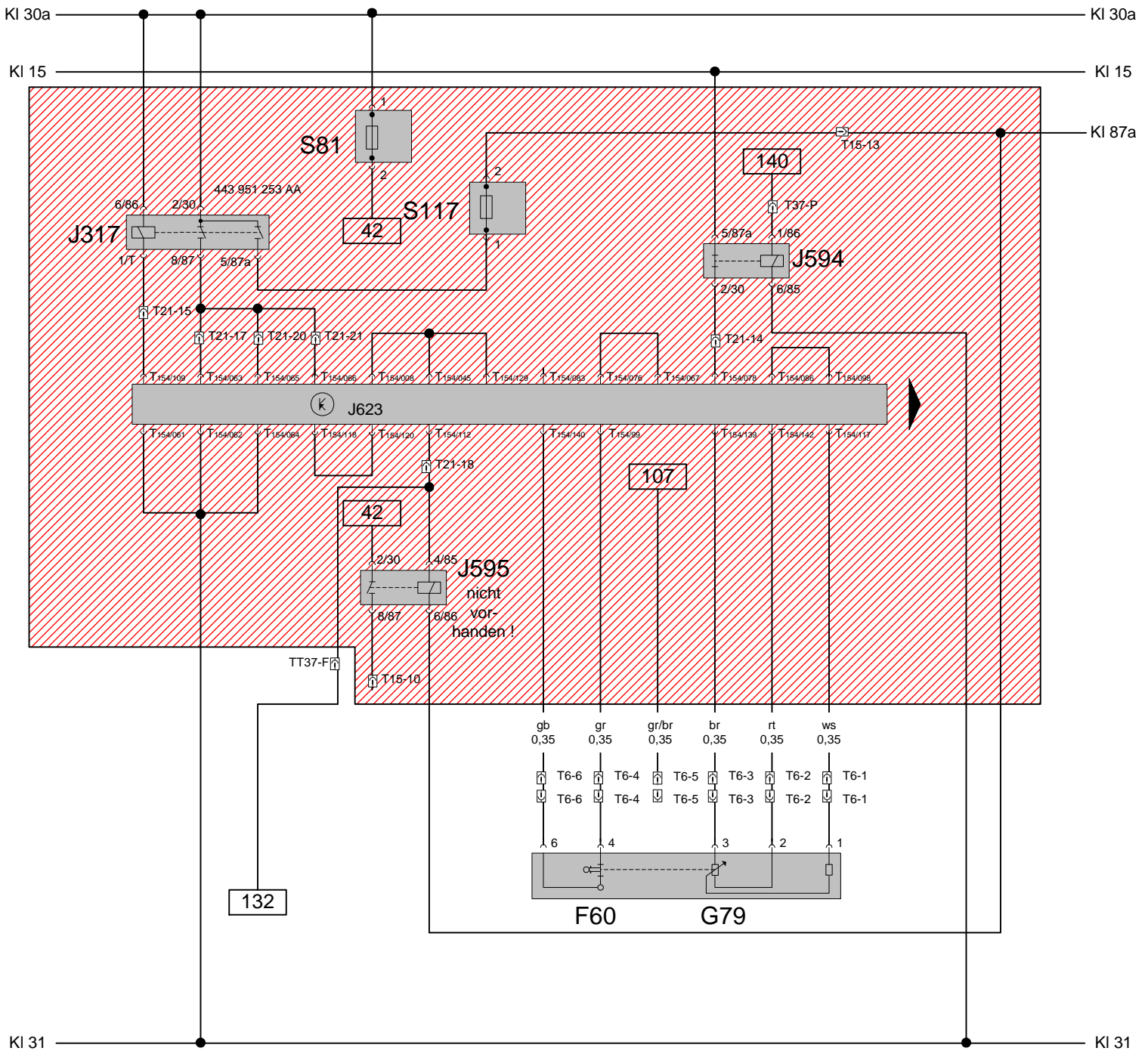
A	Batterie	J591	Option Masserelais
B	Starter	S190	Sicherung Kl. 30a
C	Generator	S88	Streifensicherung
C1	Regler im Generator	A1	Verbraucher / Zweitbatterie
J 7	Batterietrennrelais	T37	Stecker an ZE 37polig
J19	Startfreigaberelais	T15	Stecker in ZE
J79	Diodengruppe	T21	Stecker in ZE
J 592	Relais Kl. 15	Kl 30b	ist Kl 30 an der Instrumentierung
J 600	Startfreigabe	Kl 15	ist Kl 15 in ZE / am Motor
E190	NotAus-Schalter	Kl 30a	ist Kl 30 in ZE / am Motor
		T9	Stecker in ZE
			Motorblock
			in der ZE



19	20	21	22	23	24	25	26	27	28	29	30	31	32	33	34	35	36
S291	S292	S293	V236	J595	E354	T15	T37	T2	T6				T9				
Sicherung	Sicherung	Sicherung	Ölabsaugpumpe	Relais	Taster	Stecker in ZE	Stecker an ZE	Feature Stecker A	Feature Stecker B				Stecker in ZE				



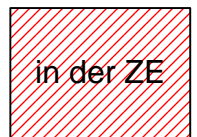
Farben:  
 rt = rot      sw = schwarz      bl = blau  
 ws = weiss    gb = gelb                      gr = grau  
 gn = grün    li = lila



37 38 39 40 41 42 43 44 45 46 47 48 49 50 51 52 53 54

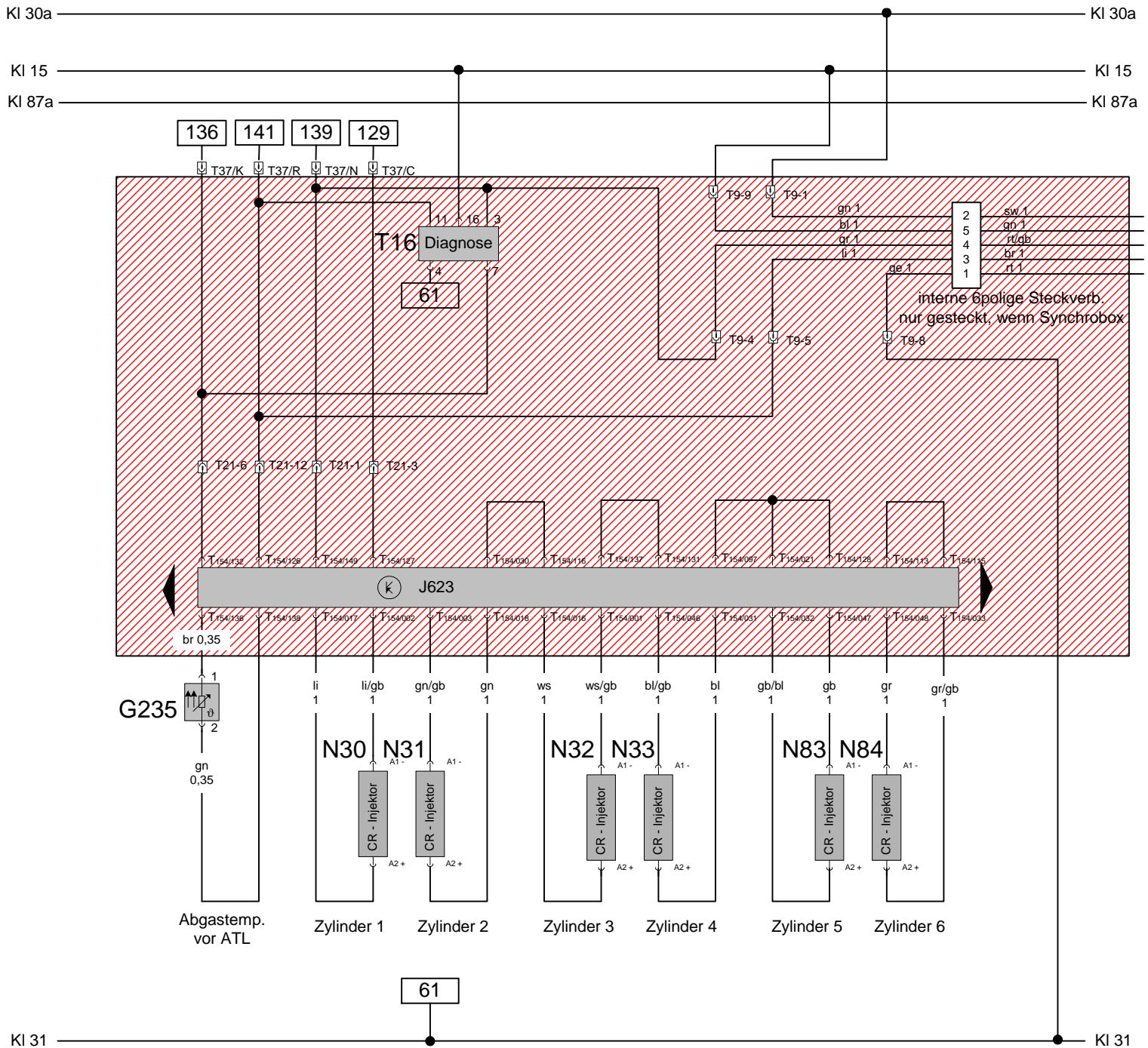
- J317 Hauptrelais EDC
- S81 Sicherung EKP
- S117 Sicherung Kl. 87a (Sicherung Stellglieder)
- J595 Relais EKP
- G6 EKP
- F60 Leergasschalter im PWG
- G79 Poti im PWG
- J594 Relais Motorstopp
- J623 MDC
- T154 154poliger zweiteiliger Stecker 1-60 / 61-154

- T37 Stecker an ZE
- T21 Stecker in ZE
- T 15 Stecker in ZE



Farben:

- rt = rot
- ws = weiss
- gn = grün
- sw = schwarz
- gb = gelb
- li = lila
- bl = blau
- gr = grau



55 56 57 58 59 60 61 62 63 64 65 66 67 68 69 70 71 72

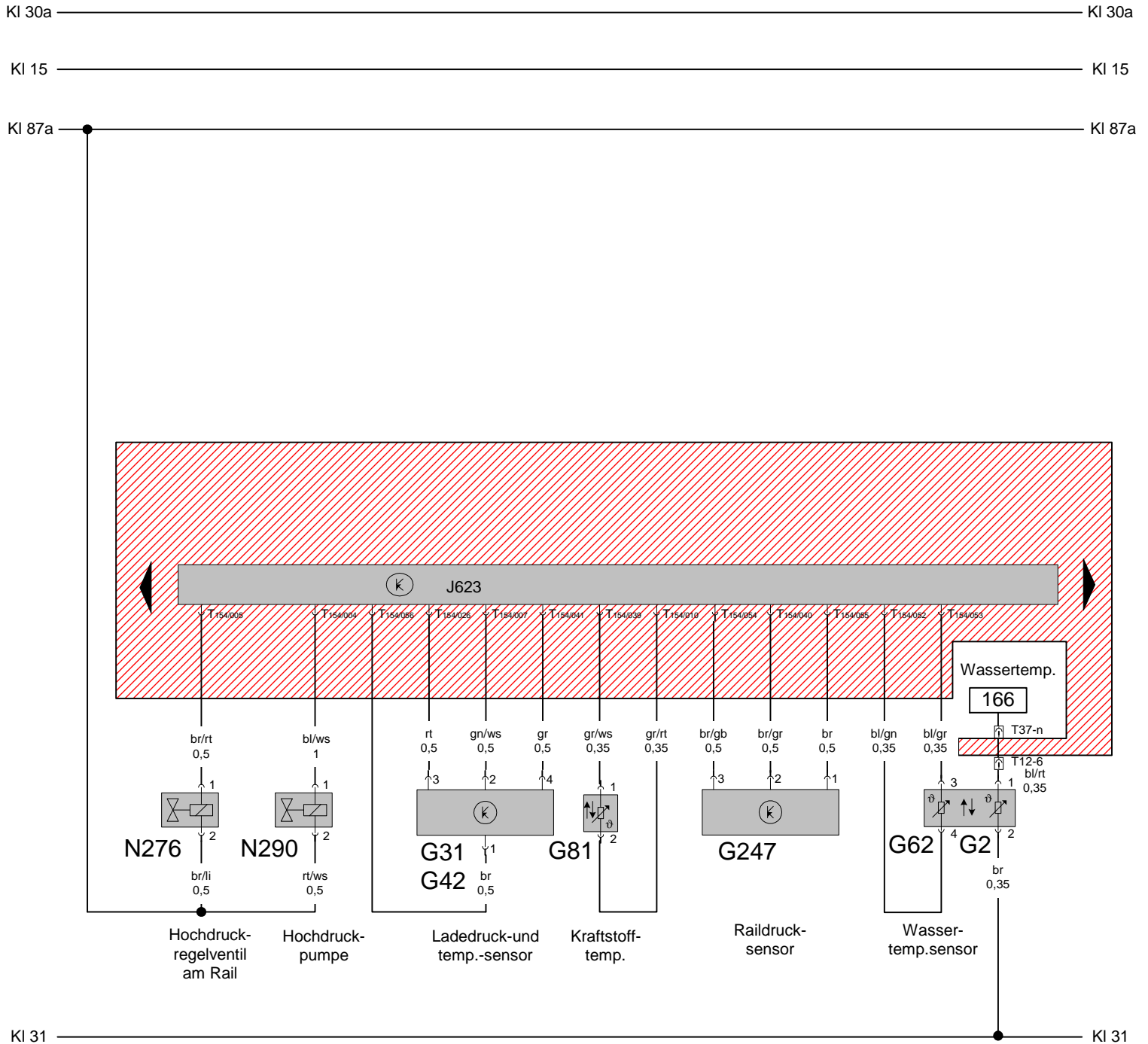
T16 Diagnosebuch  
 G235 Temperatursensor Abgas  
 N30 Einspritzventil 1. Zylinder  
 N31 Einspritzventil 2. Zylinder  
 N32 Einspritzventil 3. Zylinder  
 N33 Einspritzventil 4. Zylinder  
 N83 Einspritzventil 5. Zylinder  
 N84 Einspritzventil 6. Zylinder  
 J623 MDC  
 T21 21pol. Stecker in der ZE

T9 9pol. Stecker in ZE  
 T154 154poliger zweiteiliger Stecker 1-60 / 61-154

in der ZE

Farben:

rt = rot    sw = schwarz    bl = blau  
 ws = weiss    gb = gelb    gr = grau  
 gn = grün    li = lila

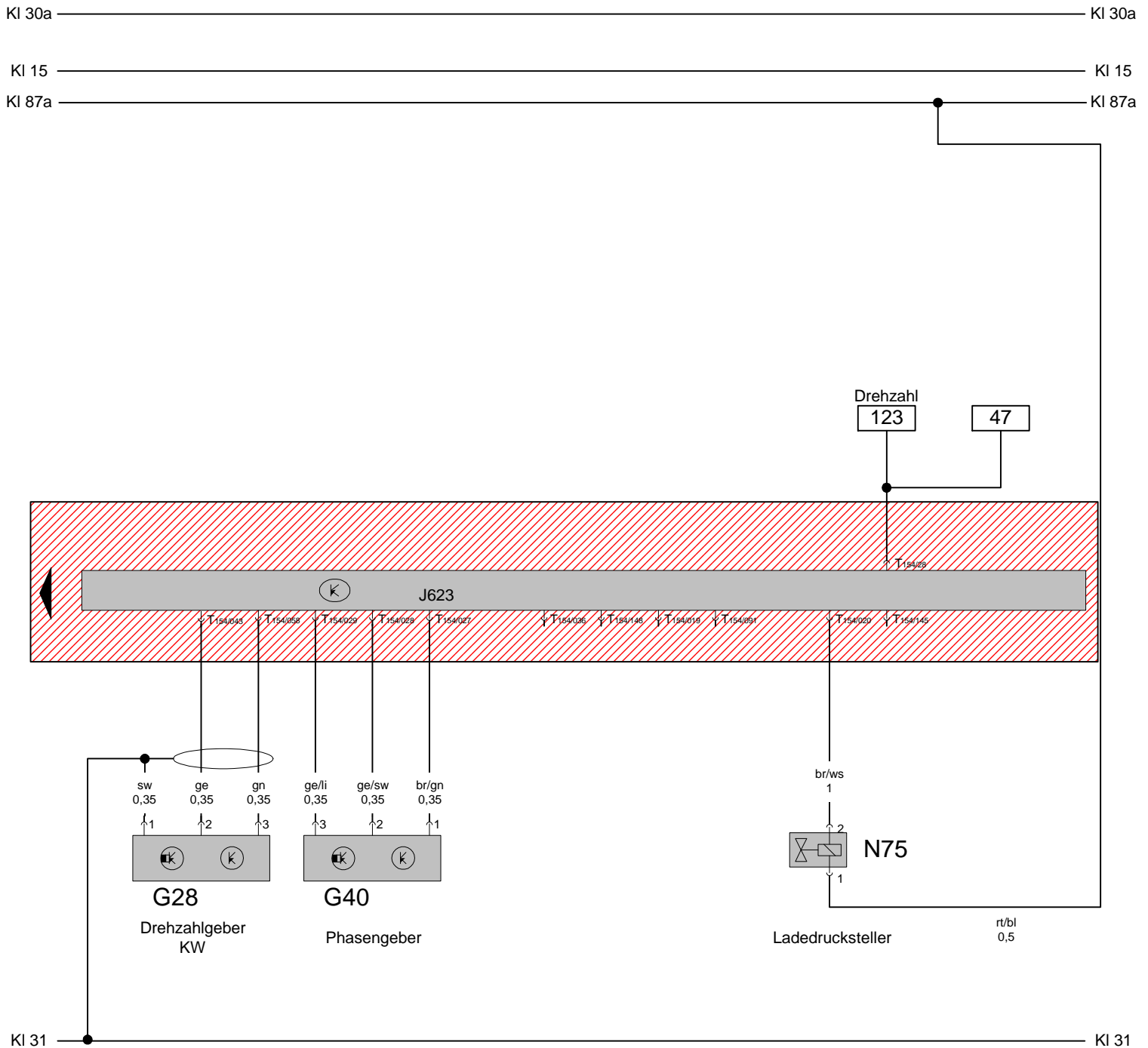


- N276 Hochdruckregelventil
- N290 Hochdruckpumpe
- G31/42 Ladedruck und Temp.sensor
- G81 Kraftstofftemp.sensor
- G247 Raildrucksensor
- G62/G2 Duo Temp.sensor
- J623 MDC
- T37 37pol. Stecker an der ZE
- T12 12pol. Stecker in der ZE
- T154 154poliger zweiteiliger Stecker 1-60 / 61-154

Farben:

rt = rot	sw = schwarz	bl = blau
ws = weiss	gb = gelb	gr = grau
gn = grün	li = lila	

in der ZE

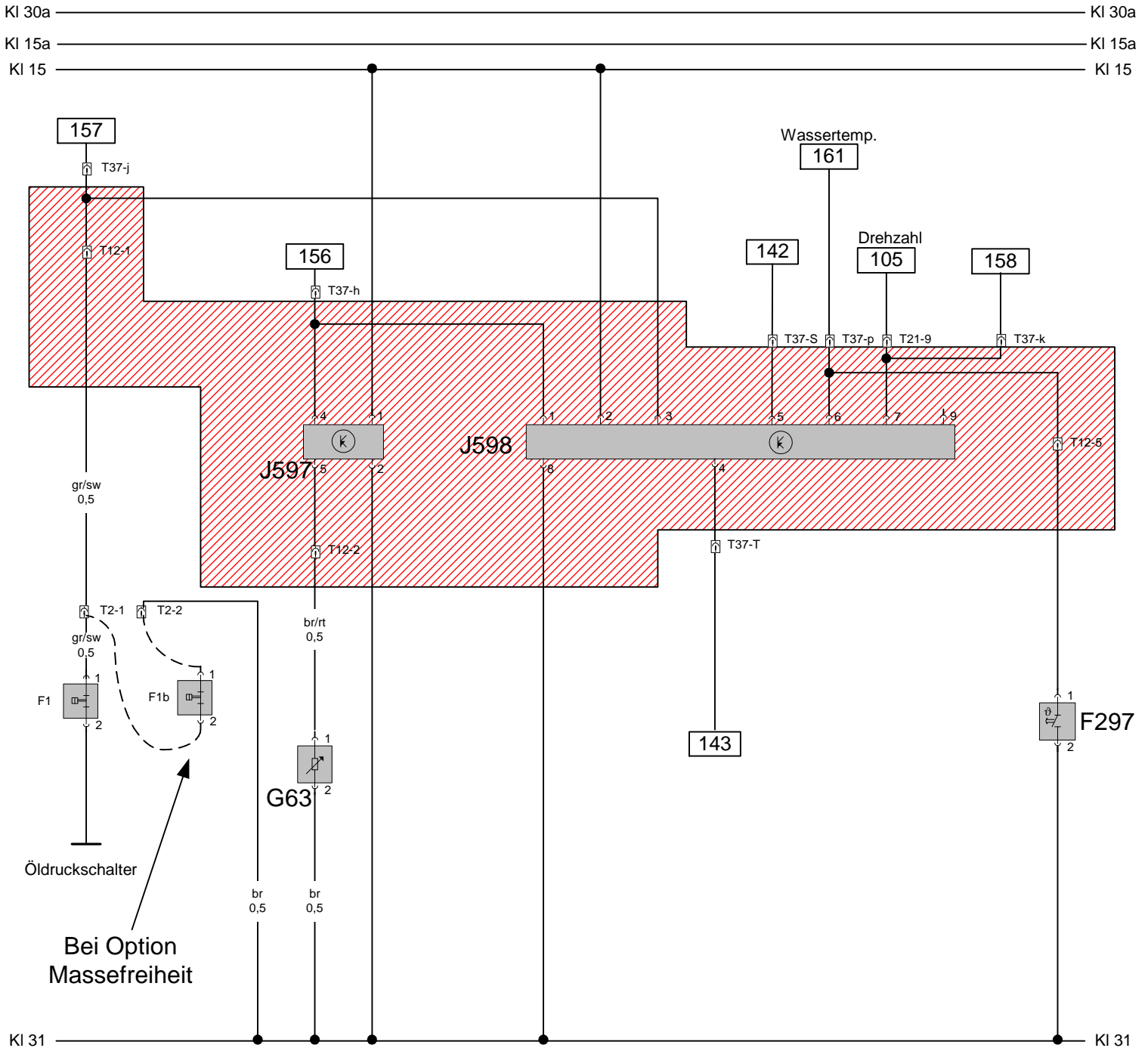


91   92   93   94   95   96   97   98   99   100   101   102   103   104   105   106   107   108

- G28      Drehzahlgeber KW
- G40      Phasengeber
- J724      Ladedrucksteller
- T154      154poliger zweiteiliger Stecker 1-60 / 61-154
- T37      Stecker an ZE
- J623      MDC
- N75      Ladedruckstelle







109 110 111 112 113 114 115 116 117 118 119 120 121 122 123 124 125 126

- F 1 Öl druckschalter
- J 597 Steuergerät Wasser im Kraftstoff
- G 63 Sensor Wasser im Kraftstoff
- J 598 Alarmrelais

KI 31 ist Masse in ZE / am Motor






































F 1b Öl druckschalter (massesfrei) bei Option Massefreiheit



- T12 Stecker in ZE
- T37 Stecker an ZE
- F297 Kühlwassertemp.-schalter

Farben:

- rt = rot sw = schwarz bl = blau
- ws = weiss gb = gelb gr = grau
- gn = grün li = lila

Kl. 30a	—		A	127
14	—		B	128
60	—		C	129
13	—		D	130
Kl. 31	—		E	131
40	—		F	132
	—		G	133
	—		H	134
	—		J	135
57	—		K	136
18	—		L	136
26	—		M	138
59	—		N	139
49	—		P	140
58	—		R	141
121	—		S	142
120	—		T	143
	—		U	144
	—		V	145
	—		W	146
	—		X	147
	—		Z	148
15	—		a	149
	—		b	150
16	—		c	151
14	—		d	152
	—		e	153
	—		f	154
	—		g	155
113	—		h	156
109	—		j	157
125	—		k	158
25	—		m	159
89	—		n	160
122	—		p	161
	—		r	162
	—		s	163